



On January 1, 2021, the Federal Bureau of Investigation phased out the standardized Summary Reporting System (SRS) of the Uniform Crime Reporting (UCR) program that was utilized by cities and other jurisdictions to officially report crime offenses to the federal government. The former SRS of the UCR program was replaced with a more robust reporting program known as NIBRS – the National Incident Based Reporting System. To continue reporting our crime statistics in accordance with FBI policy, our agency transitioned from the SRS/UCR system to the NIBRS program on January 1, 2021. As a result, crime reporting data for the calendar years since 2021 are in the form of the NIBRS based reporting program.

NIBRS crime data contains more detailed crime information versus previous data under the expired SRS/UCR program. Benefits of NIBRS include detailed, high-quality data that provides a more complete and accurate picture of crime, additional context to understand victimization and offending, and standardized data to compare crimes across jurisdictions. In contrast to SRS/UCR reporting, NIBRS reporting can include up to 10 offenses per incident, create profiles of victims and offenders, provide detail on the context of crime and improve understanding of multi-offense incidents. NIBRS collects data on 52 crimes across 24 offense categories.

Included is the 2023 NIBRS Agency Crime Overview for our agency. Also included for comparison is the 2022 Overview. There was a decrease in Total Group A offenses reported for calendar year 2023 mainly consisting of property crimes - specifically financial crimes, embezzlement (by employees), fraud and identity theft. Simple assaults increased with the majority of assault cases consisting of the offenders knowing the victims.

I am glad to report there were no major violent crimes within the City of Madison in 2023. Madison continues to enjoy a relatively low crime rate. We continually remind our citizens to secure their homes and garages when not in use, remove valuables from their automobiles and secure them at all times preferably in the trunk.

The Madison Police Department continues to utilize a combination of citizen input and programs, along with a highly visible police presence in an attempt to keep crime to a minimum. Citizen participation is a major component to any successful anti-crime efforts in the City of Madison. As in years past, 2023 has seen a continuation of the population growth in the City and a tremendous and steady growth in the commercial, retail and professional community.


I congratulate the City of Madison officials, members of the Madison Police Department and especially the citizens of the City for a partnership that is successfully working to keep crime to a minimum and the City a safe and wholesome environment to live, raise a family and retire.

MADISON POLICE DEPARTMENT
2023 CRIME STATISTICS SUMMARY

More information regarding the State of Mississippi's NIBRS reporting program, along with the ability to further review NIBRS data for our and other jurisdictions, as well as statewide, can be found at:

<https://mscrimestats.dps.ms.gov/default.aspx>

Sincerely in Safety,

A handwritten signature in blue ink, appearing to read "Chief Gene Waldrop", written over a light blue rectangular background.

Chief Gene Waldrop

Madison Police Department - MS0450400 - NIBRS Agency Crime Overview - 2023

2022 Population Estimate		27,674		Offenses (*)		Arrests (**)	
Offense Overview		Group A Offenses		Reported	Cleared	Adult	Juvenile
		Crimes Against Persons					
Offense Total	752	Murder and Nonnegligent Manslaughter		0	0	0	0
Number Cleared	451	Negligent Manslaughter		0	0	0	0
Percent Cleared	59.97 %	Kidnapping/Abduction		1	1	0	0
Group A Crimes per 100,000 population	2,717.4	Rape		0	0	0	0
		Sodomy		0	0	0	0
		Sexual Assault With An Object		0	0	0	0
		Fondling		0	0	0	0
		Incest		0	0	0	0
		Statutory Rape		0	0	0	0
Total Arrests	857	Aggravated Assault		12	8	8	0
Adult Arrests	822	Simple Assault		78	48	33	8
Juvenile Arrests	35	Intimidation		2	1	1	0
Unknown Age	0	Human Trafficking, Commercial Sex Acts		0	0	0	0
Arrests per 100,000 population	3,096.8	Human Trafficking, Involuntary Servitude		0	0	0	0
		Crimes Against Property					
		Arson		0	0	0	0
		Bribery		0	0	0	0
		Burglary/Breaking & Entering		7	4	1	0
		Counterfeiting/Forgery		17	3	4	0
		Destruction/Damage/Vandalism of Property		29	5	4	1
		Embezzlement		11	7	6	0
		Extortion/Blackmail		9	0	0	0
		False Pretenses/Swindle/Confidence Game		36	3	4	0
		Credit Card/Automated Teller Machine Fraud		37	6	9	1
		Impersonation		0	0	0	0
		Welfare Fraud		0	0	0	0
		Wire Fraud		7	2	2	0
		Identity Theft		38	0	0	0
		Hacking/Computer Invasion		0	0	0	0
		Robbery		0	0	0	0
		Pocket-picking		0	0	0	0
		Purse-snatching		0	0	0	0
		Shoplifting		73	49	50	6
		Theft From Building		0	0	0	0
		Theft From Coin Operated Machine or Device		0	0	0	0
		Theft From Motor Vehicle		10	5	6	0
		Theft of Motor Vehicle Parts/Accessories		0	0	0	0
		All Other Larceny		85	35	34	0
		Motor Vehicle Theft		1	1	0	0
		Stolen Property Offenses		20	19	13	1
		Crimes Against Society					
		Drug/Narcotic Violations		197	172	175	2
		Drug Equipment Violations		65	65	51	4
		Betting/Wagering		0	0	0	0
		Operating/Promoting/Assisting Gambling		0	0	0	0
		Gambling Equipment Violations		0	0	0	0
		Sports Tampering		0	0	0	0
		Pornography/Obscene Material		0	0	0	0
		Prostitution		0	0	0	0
		Assisting or Promoting Prostitution		0	0	0	0
		Purchasing Prostitution		0	0	0	0
		Weapon Law Violations		17	17	5	0
		Animal Cruelty		0	0	0	0
		Total Group A Offenses		752	451	406	23
Group B Arrests							
Offense	Adult	Juvenile					
Bad Checks	0	0					
Curfew/Loitering/Vagrancy Violations	0	0					
Disorderly Conduct	42	8					
Driving Under the Influence	109	1					
Drunkenness	3	0					
Family Offenses (Nonviolent)	4	0					
Liquor Law Violations	0	0					
Peeping Tom	0	0					
Trespass of Real Property	2	0					
All Other Offenses	256	3					
Total Group B	416	12					

(*) Offenses are counted using the FBI Units of Count for Crime

(**) The 'Arrests' column shows arrests made for incidents during the selected period, regardless of arrest date. Arrest counts for the same period may change over time.

Madison Police Department - MS0450400 - NIBRS Agency Crime Overview - 2022

2021 Population Estimate		25,860		Offenses (*)		Arrests (**)	
Offense Overview		Group A Offenses		Reported	Cleared	Adult	Juvenile
		Crimes Against Persons					
Offense Total	835	Murder and Nonnegligent Manslaughter		0	0	0	0
Number Cleared	540	Negligent Manslaughter		0	0	0	0
Percent Cleared	64.67 %	Kidnapping/Abduction		1	1	1	0
Group A Crimes per 100,000 population	3,228.9	Rape		0	0	0	0
		Sodomy		0	0	0	0
		Sexual Assault With An Object		0	0	0	0
		Fondling		4	2	1	0
		Incest		0	0	0	0
		Statutory Rape		0	0	0	0
Total Arrests	987	Aggravated Assault		12	11	10	1
Adult Arrests	964	Simple Assault		61	44	36	5
Juvenile Arrests	23	Intimidation		0	0	0	0
Unknown Age	0	Human Trafficking, Commercial Sex Acts		0	0	0	0
Arrests per 100,000 population	3,816.7	Human Trafficking, Involuntary Servitude		0	0	0	0
		Crimes Against Property					
		Arson		0	0	0	0
		Bribery		0	0	0	0
		Burglary/Breaking & Entering		11	9	6	0
		Counterfeiting/Forgery		15	4	3	0
		Destruction/Damage/Vandalism of Property		24	9	5	1
		Embezzlement		15	10	9	0
Bad Checks	0	Extortion/Blackmail		3	0	0	0
Curfew/Loitering/Vagrancy Violations	0	False Pretenses/Swindle/Confidence Game		33	7	6	0
Disorderly Conduct	30	Credit Card/Automated Teller Machine Fraud		49	6	6	1
Driving Under the Influence	164	Impersonation		0	0	0	0
Drunkenness	4	Welfare Fraud		0	0	0	0
Family Offenses (Nonviolent)	2	Wire Fraud		2	0	0	0
Liquor Law Violations	4	Identity Theft		64	4	2	0
Peeping Tom	0	Hacking/Computer Invasion		0	0	0	0
Trespass of Real Property	7	Robbery		0	0	0	0
All Other Offenses	253	Pocket-picking		0	0	0	0
		Purse-snatching		0	0	0	0
		Shoplifting		71	49	51	0
		Theft From Building		0	0	0	0
		Theft From Coin Operated Machine or Device		0	0	0	0
		Theft From Motor Vehicle		12	6	10	0
		Theft of Motor Vehicle Parts/Accessories		0	0	0	0
		All Other Larceny		68	10	8	2
		Motor Vehicle Theft		1	1	2	0
		Stolen Property Offenses		15	14	11	1
		Crimes Against Society					
		Drug/Narcotic Violations		278	261	269	3
		Drug Equipment Violations		78	76	57	1
		Betting/Wagering		0	0	0	0
		Operating/Promoting/Assisting Gambling		0	0	0	0
		Gambling Equipment Violations		0	0	0	0
		Sports Tampering		0	0	0	0
		Pornography/Obscene Material		0	0	0	0
		Prostitution		0	0	0	0
		Assisting or Promoting Prostitution		0	0	0	0
		Purchasing Prostitution		0	0	0	0
		Weapon Law Violations		18	16	7	0
		Animal Cruelty		0	0	0	0
		Total Group A Offenses		835	540	500	15

(*) Offenses are counted using the FBI Units of Count for Crime

(**) The 'Arrests' column shows arrests made for incidents during the selected period, regardless of arrest date. Arrest counts for the same period may change over time.

This report is valid as of February 15, 2023 and is subject to change



With



Law Enforcement Can

- Specify more than the 30 crimes collected in SRS using:
 - 52 Group A Offenses within 24 crime categories.
 - 10 Group B Offenses.
- Report up to 10 offenses per incident versus only the most serious offense as dictated by the SRS Hierarchy Rule.
- Collect information about six facets of an incident:
 - Administrative Segment
 - Offense Segment
 - Property Segment
 - Victim Segment
 - Offender Segment
 - Arrestee Segment
- Capture features of each segment of the crime with 58 data elements using various data values to describe each feature.
- Use contextual data to develop crime prevention strategies for victim populations and target resources to combat common issues identified across jurisdictions.

A Guide to Understanding NIBRS

With evolving crime issues, law enforcement needs more information than what has been available historically to assist with decisions about training, resource allocation, and crime-fighting strategies. For that reason, major law enforcement organizations recommended that the FBI retire the Summary Reporting System (SRS) to focus on the rich data captured through the Uniform Crime Reporting (UCR) Program's National Incident-Based Reporting System (NIBRS). Through the NIBRS-only data collection set to be universally adopted by law enforcement nationwide by January 1, 2021, the FBI aims to enhance the quantity, quality, and timeliness of reported crime data and to improve the methodology used for compiling, analyzing, auditing, and publishing it.

NIBRS is capable of producing more precise and meaningful data because of the many facts about crime chronicled in the Group A Incident Report and Group B Arrest Report. Arranged in six topical segments, data elements describe various facts through specified data values that have been assigned data codes to condense the descriptions. The flexibility of this structure also permits NIBRS to adapt to keep up with modern crime issues.

Beyond the increase in data collected, the major advantage of NIBRS is its capability to provide specific retrievable information and preserve the data linkages. With NIBRS, law enforcement can better determine victim populations of sex offenses, understand more about the scope of a local drug problem, and identify the relationships of victims to offenders for many offenses.

Reporting Procedures and Units of Count

Although many law enforcement agencies have automated records management systems tailored to their individual needs, NIBRS affords these agencies the ability to distinguish certain crime characteristics within their own jurisdictions as they relate to surrounding NIBRS agencies. And when these agencies participate in the FBI's UCR Program through either a state UCR Program or direct submission to the FBI, NIBRS can help them recognize crime patterns similar to occurrences in other jurisdictions. As NIBRS replaces SRS as the data standard for UCR, the detailed data of local, academic, county, state,



territorial, tribal, and federal agencies are bringing the overall picture of the crime in the nation into sharper focus.

Agencies submit single- and multiple-offense incidents to the FBI UCR system through monthly electronic records in the Group A Incident Report. Up to 10 offense types of the 52 specified Group A offenses can be reported in an incident. Circumstances can range from one-victim and one-offender situations to those with multiple victims, offenders, offenses, property loss types, and arrestees. In addition to characteristics such as the age, sex, race, and ethnicity of victims, offenders, and arrestees, the Group A Incident Report captures other details. These include, but are not limited to, clearances; the value of property involved; the offender's bias motivation (if present) toward the victim's real or perceived race, gender, gender identity, religion, physical or mental disability, sexual orientation, or ethnicity; and information regarding law enforcement officers killed or assaulted.

Agencies also submit arrest information for 10 additional crimes via the Group B Arrest Report. These arrest data include information about the age, sex, race, and ethnicity of arrestees; date of arrest; type of arrest; arrest offense code; weapon arrestee was armed with, if present; resident status of the arrestee; and disposition if the arrestee was under age 18. Should an agency not have any criminal activity within a reporting month, the Zero Report Segment is used.

To help maintain uniformity in reporting NIBRS, agencies count various elements of an incident. Like SRS, NIBRS includes the categories of Crimes Against Persons (where the victim is always an individual [and can be specified if Law Enforcement Officer]) and Crimes Against Property (where the offender's objective is to take property). NIBRS also collects the additional category of Crimes Against Society, which are those offenses that represent society's prohibitions against certain activities such as gambling or prostitution. By considering these and other standard units, NIBRS measures a wider volume and scope of crime than has previously been counted in UCR.

NIBRS submissions are based on five basic units of count:

1. **Incidents.** Count one incident for each Group A Incident reported via the Administrative Segment with a unique incident number, i.e., law enforcement agency case number, followed by a minimum of the offense, victim, and offender segments.
2. **Offenses.** Count one offense for each victim of Crimes Against Persons and each unique offense type for Crimes Against Property and Crimes Against Society.
3. **Victims.** Count one for each victim, i.e., a victim segment for each victim connected to each offense type in the incident (in a multiple-offense incident, a victim is counted for *each* connected offense type in a table reflecting offense categories).
4. **Known Offenders.** Count one for each offender, i.e., an offender segment for each offender connected to each offense type in the incident.
5. **Arrestees.** Count one for each arrestee, i.e., arrestee segment, reported in Group A and Group B Arrest Reports. NIBRS counts arrestees detained in connection with more than one incident only once.



Editing Procedures and Data Validity

Through its training practices, editing procedures, and correspondence with agencies, the FBI makes every effort to ensure the validity of the data it receives. From providing the most current technical specifications prior to a state UCR Program testing for certification to continued validation of reporting procedures through quality assurance reviews, the FBI makes NIBRS experts and other technical resources available.

Upon receipt of NIBRS submissions, the UCR Program thoroughly examines each one for accuracy and deviations in the data from month to month, and from present to past years to help detect potential errors. Using a combination of manual checks performed by UCR staff and of automated processes now completed by the FBI's UCR system, the FBI runs quality control checks on the data. Through electronic error data sets and correspondence, the FBI returns any submission errors to state UCR Programs for correction and requests validation of data significantly differing from established trends.

Ultimately, the UCR Program relies on the good faith reporting of the law enforcement agencies that voluntarily contribute data to the UCR Program via NIBRS. The accuracy of the statistics depends primarily on the adherence of each contributor to the established standards of reporting. Accordingly, it is the responsibility of each state UCR Program or direct contributing agency to submit accurate statistics and to correct any data reported in error.

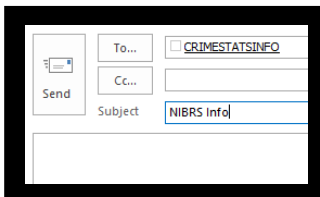
Availability of NIBRS Data



The FBI's Crime Data Explorer (CDE) is an interactive data tool that enables law enforcement and the public to call out specific statistics from the various UCR collections, including NIBRS. Using the FBI's digital front door for data, site visitors can view charts and graphs that break down NIBRS data in a variety of ways, and download state-level data as early as 1995, depending on whether a particular state was a NIBRS contributor at the time. Also, because the CDE's content and features are updated and expanded continually, time stamps reflect the refresh date of content, which is a step toward the FBI publishing the data more frequently. Data users can access the CDE at www.fbi.gov/cde.



Beginning with data for 2011, annual NIBRS compilations are available on the FBI's website. Users can access the annual NIBRS publications and other annual reports at www.fbi.gov/services/cjis/ucr/publications.



Finally, master files of annual NIBRS data are available upon request from the UCR Program. Requesters should email the national program at CRIMESTATSINFO@fbi.gov and include their name, mailing address, and telephone number, as the files are too large to send via e-mail.



For More Information

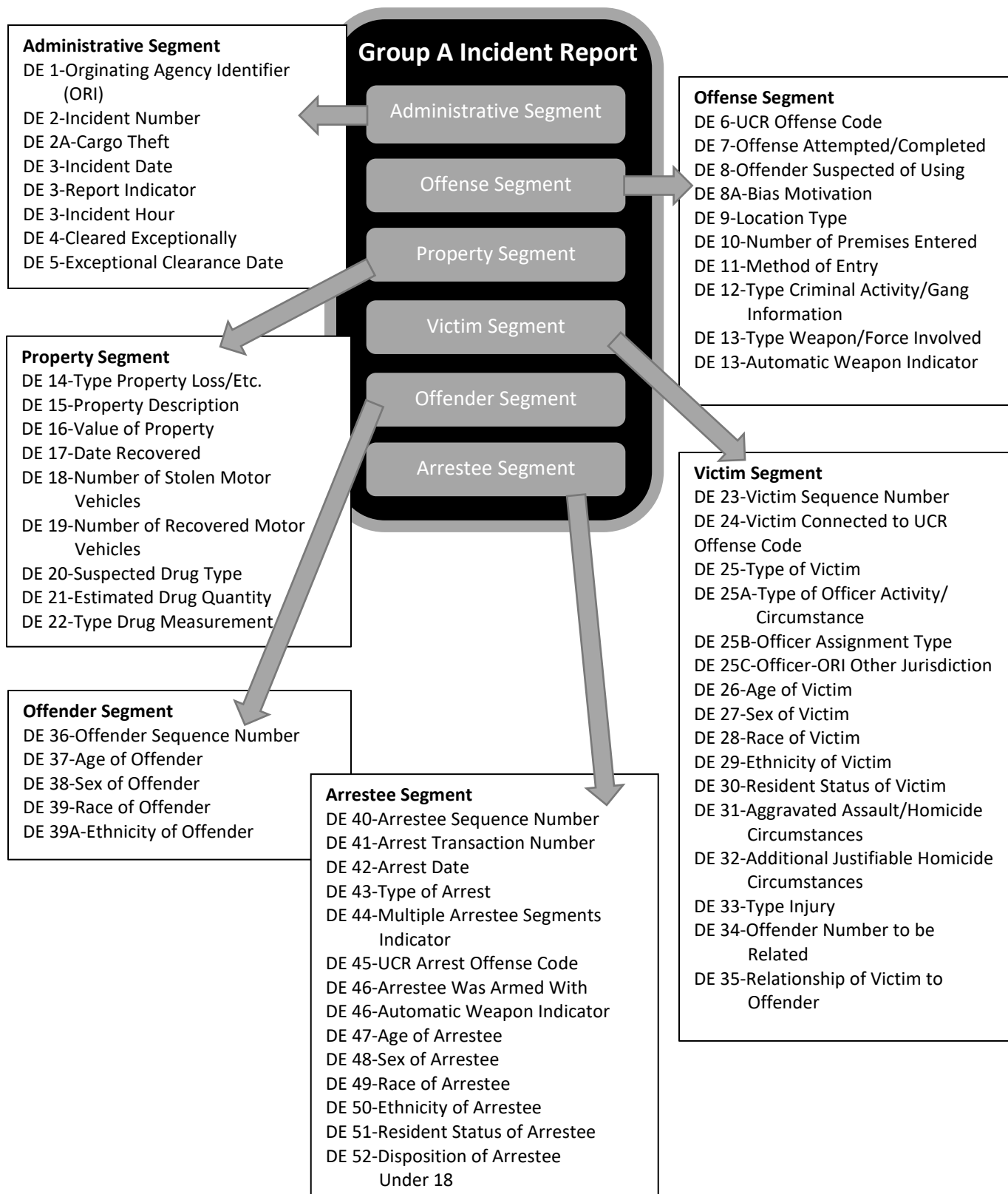
- **NIBRS Transition:** www.fbi.gov/nibrs
Learn more about the UCR Program's transition to a NIBRS-only data collection and get resources to assess agency readiness and to assist with planning and implementation.
- **UCR Technical Specifications, User Manuals, and Data Tools:**
www.fbi.gov/services/cjis/ucr/data-documentation
Access *NIBRS Technical Specifications*, *NIBRS Information Exchange Package Documentation (IEPD) Master Documentation (XML)*, *NIBRS User Manual*, and other data entry tools.
- **UCR Program Quarterly:** www.fbi.gov/services/cjis/ucr/ucr-program-quarterly
Review new information about UCR procedures, policy updates, and clarification of reporting issues, including those focused on NIBRS.
- **UCR Data:** www.fbi.gov/cde
Sort and view various UCR data sets including NIBRS.
- **State UCR Program Contacts:** www.fbi.gov/file-repository/ucr/state-ucr-program-contacts.pdf/view
Get in touch with state UCR Program managers to learn about your state's commitment to the NIBRS transition.
- **FBI UCR Trainers:** UCRtrainers@leo.gov
Inquire about upcoming NIBRS training opportunities and the availability of other instructional materials on crime reporting procedures, the rules of uniform classification and scoring, and the methods of assembling and reporting NIBRS data.
- **FBI NIBRS Staff**
 - E-mail: UCR-NIBRS@fbi.gov
 - Telephone: 304-625-9999



Appendix A

Table: NIBRS Group A Incident Report and Associated Data Elements

DE = Data Element





Appendix B

Table: NIBRS Group B Arrest Report and Associated Data Elements

DE = Data Element

Group B Arrest Report

Arrest Segment

DE 1-ORI
DE 41-Arrest Transaction No.
DE 40-Arrestee Sequence No.
DE 42-Arrest Date
DE 43-Type of Arrest
DE 45-UCR Arrest Offense Code
DE 46-Arrestee Was Armed With
Automatic Weapon Indicator
DE 47-Age of Arrestee
DE 48-Sex of Arrestee
DE 49-Race of Arrestee
DE 50-Ethnicity of Arrestee
DE 51-Resident Status of
Arrestee
DE 52-Disposition of Arrestee